



# ACCREDITATION EVIDENCE

**Title:** Post Secondary Options Program (PEOP)

**Evidence Type:** Corroborating

**Date:** 1 October 2022

**WAN:** 22-0468

**Classification:** Report

**PII:** No

**Redacted:** No





## WYOMING COMMUNITY COLLEGE COMMISSION

2300 CAPITOL AVE, 5<sup>TH</sup> FLOOR  
CHEYENNE, WY 82002

To the Joint Education Interim Committee  
[Pursuant to W.S. 21-20-201 Section 1, (e)]

### **10/01/22 Report on Postsecondary Education Options Program**

#### **Introduction**

*The legislature has directed the Wyoming Community College Commission (WCCC) to develop a report to the Joint Interim Education Committee, the community colleges, the Wyoming Department of Education (WDE) and the University of Wyoming (UW) on statewide, postsecondary education options program revenues, expenditures, and student participation and completion.*

Senate Enrolled Act 52 (2010 Budget Session), hereafter referred to as SEA-52, amended the Postsecondary Education Options Program Act (PEOP) to mandate that high schools, postsecondary institutions, UW and community colleges, enter into agreements regarding dual enrollment (DE) and concurrent enrollment (CE) programs.

The Consensus Council, created under SEA-52 in collaboration with stakeholders, requested that the WCCC Academic Affairs Council (AAC) design a template for a Memorandum of Understanding (MOU) for both concurrent enrollment and for dual enrollment, to be used statewide by all school districts, and community college partners. These two common MOU templates were designed, and first utilized for, the 2010-2011 academic year by the school districts and the seven community colleges. There are concurrent enrollment and/or dual enrollment MOUs between all 48 school districts and at least one of the seven community colleges or UW. Academic year 2013-2014 marked the first year all school districts had such an MOU.

SEA-52 amended the PEOP Act requiring the annual reporting of student enrollment, finances and completion data by school districts, BOCHES, BOCES, community colleges and UW.

**Note:** Information for this report is obtained by many different sources including UW, the seven community colleges, WDE (who obtain their information from Wyoming school districts) and participating Wyoming BOCES/BOCHES. This report, since its inception, has shown inconsistencies in data received, as it does this year. The community colleges report in the same manner, using the same

formulas and templates, and their data can be validated. However, data outside of the community college system cannot be validated by the WCCC. While there is confidence in community college data, the same level of confidence is not present with school district data as there are discrepancies and missing pieces. Therefore, it is necessary to identify data discrepancies either via footnotes, modifications to charts or detailed on the last page of the report and to note the WCCC's position of reporting data provided from multiple agencies, some of which cannot be validated.

### **Enrollment and Completion (Community Colleges)**

<b>College and UW Unduplicated Headcounts and Credit Hour Enrollment Concurrent and Dual Enrollment</b>							
Academic Year	College	Headcount Number		Credit Hours			
		CE Headcount	DE Headcount	CE Credit Hour Enrolled	CE Credit Hours Completed*	DE Credit Hour Enrolled	DE Credit Hours Completed*
2021-2022	CC	605	622	2,765	2,528	4,564	3,596
2021-2022	CWC	606	180	4,279	3,959	1,271	1,099
2021-2022	EWC	916	239	6,831	6,516	1,343	1,175
2021-2022	LCCC	1,310	487	7,460	6,111	2,187	1,875
2021-2022	NWC	299	447	1,626	1,558	3,475	3,906
2021-2022	NWCCD	1,704	504	10,651	9,403	4,010	3,395
2021-2022	WWCC	883	745	5,059	4,892	5,086	4,331
2021-2022	UW		35			261	255
<b>State Totals</b>		<b>6,323</b>	<b>3,259</b>	<b>38,671</b>	<b>34,967</b>	<b>22,197</b>	<b>19,632</b>

\*Credit hours completed are those completed with a grade of A, B, C, S or P

#### Concurrent Enrollment:

The seven community colleges partnered with Wyoming's school districts during the 2021-2022 academic year to provide concurrent enrollment courses to 6,323 students. These students enrolled in 38,671 credit hours and completed 34,967 credit hours. Concurrent enrollment courses are taught by high school faculty who meet each college's qualifications to teach the specific courses offered. Availability of a concurrent course is dependent upon the qualifications of high school faculty members to teach specific courses and the school district's decision to accept specific college course credit toward high school graduation.

#### Dual Enrollment:

During the 2021-2022 academic year, 34 of Wyoming's 48 school districts recognized dual enrollment course enrollments to meet high school graduation requirements. During that same academic year, the community colleges and UW reported 3,259 students registered for 22,197 credit hours and completed 19,632 credit hours. UW offered dual enrollment to high school students at two school districts.

Wyoming’s public community colleges offer all freshman and sophomore college courses as options for school districts to select from as dual enrollment opportunities for high school students. Availability of a specific dual enrollment course is dependent upon access to the course through either face-to-face instruction or distance education. The decision to accept a specific college course to meet high school graduation requirements, is made by the school district.

Distance Dual Credit:

The seven community colleges and UW partnered with school districts during the 2021-2022 academic year to offer distance dual credits. A total of 1,916 students took 11,912 credit hours of distance education and completed 11,339 of them.

**Finance (Community Colleges - Revenue)**

College Revenue and Expenditures for Concurrent and Dual Enrollment							
Academic Year	College	Revenue					
		CE School District	CE BOCES/BOCHES	CE Total (All Revenue Sources)	DE School District	DE BOCES/BOCHES	DE Total (All revenue sources)
2021-2022	CC		\$418,325	\$418,325		\$523,362	\$542,259
2021-2022	CWC	\$9,828	\$442,575	\$452,403	\$203,831		\$203,831
2021-2022	EWC	\$835,698		\$835,698	\$177,591		\$177,591
2021-2022	LCCC	\$716,520		\$716,520	\$116,787		\$116,787
2021-2022	NWC	\$258,567		\$258,567	\$160,710	\$23,170	\$192,772
2021-2022	NWCCD	\$1,465,256		\$1,465,256		\$274,795	\$274,795
2021-2022	WWCC	\$452,019	\$16,065	\$468,084	\$35,416	\$643,946	\$770,916
2021-2022	UW				\$39,140		\$40,936
<b>System Totals</b>		<b>\$3,737,888</b>	<b>\$876,965</b>	<b>\$4,614,853</b>	<b>\$733,475</b>	<b>\$1,465,273</b>	<b>\$2,319,887</b>

**Intentionally Left Blank**

**Finance (Community Colleges - Expenditures)**

Academic Year	College	Expenditures			
		Total CE Payment to School District	CE Expenditures Total *	Total DE Payment to School District	DE Expenditures Total **
2021-2022	CC		\$154,048		\$1,541,122
2021-2022	CWC	\$450,797	\$1,181,130		\$583,594
2021-2022	EWC		\$1,526,397		\$545,990
2021-2022	LCCC	\$716,520	\$1,309,492		\$954,792
2021-2022	NWC	\$258,567	\$439,448		\$1,807,440
2021-2022	NWCCD	\$1,465,256	\$1,879,763		\$1,341,644
2021-2022	WWCC		\$906,251		\$2,539,761
2021-2022	UW*		\$0		\$0
<b>System Totals</b>		<b>\$2,891,140</b>	<b>\$7,396,529</b>	<b>\$0</b>	<b>\$9,314,343</b>

\*UW does not track expenditures by course

\*\*Community college concurrent enrollment expenditures include student services expenses prorated by credit hours taken by concurrent enrollment students. Community college dual enrollment expenditures include student services and instructional expenses prorated by credit hours taken by dual enrollment students.

**Finance (BOCES/BOCHES)**

Academic Year	BOCES/BOCHES**	Total Payments to Community College		Total Payments to School District		Payment Directly to Vendor or Employee	
		CE	DE	CE	DE	CE	DE
2021-2022	Big Horn County School District # 3		\$13,170			\$3,500	
2021-2022	Carbon County School District # 2	\$2,520	\$20,308	\$576			
2021-2022	Carbon County Higher Education Center		\$74,645				\$44,636
2021-2022	Central Wyoming BOCES	\$418,325	\$523,632				\$134,917
2021-2022	Central Wyoming College BOCHES	\$233,310	\$203,831				
2021-2022	Eastern Wyoming BOCES					\$653,147	

Academic Year	BOCES/BOCHES	Total Payments to Community College		Total Payments to School District		Payment Directly to Vendor or Employee	
		CE	DE	CE	DE	CE	DE
2021-2022	Gillette BOCHES	\$725,000	\$240,100	\$725,000			
2021-2022	Lovell BOCES (Big Horn Cty School Dist # 2)		\$5,198				\$888
2021-2022	Oyster Ridge BOCES		\$30,286				\$28,124
2021-2022	Park County School Dist # 1		\$10,000				
2021-2022	Sublette BOCES	\$162	\$54,499			\$1,500	
2021-2022	Sweetwater BOCES						
2021-2022	Teton County BOCES	\$209,265					
2021-2022	Uinta BOCES # 1		\$25,281			\$2,792	\$8,735
2021-2022	Uinta County BOCES SD #4 & #6 (Valley Learning Center)					\$21,216	
2021-2022	Western Sublette 9 BOCES	\$7,564			\$7,598	\$1,300	
2021-2022	<b>Total</b>	<b>\$1,596,146</b>	<b>\$1,200,950</b>	<b>\$725,576</b>	<b>\$7,598</b>	<b>\$683,455</b>	<b>\$172,664</b>
	Did not provide data for this year						

Seven BOCES or BOCHES provided \$1,596,146 to community colleges to support concurrent enrollment. Two BOCES provided \$725,576 to school districts to support concurrent enrollment. Eleven BOCES or BOCHES reported they provided \$1,200,950 to community colleges, and one BOCES or BOCHES provided \$7,598 to school districts to support dual enrollment.

Six community colleges reported receiving \$3,737,888 from school districts for concurrent enrollment courses and five community colleges and the University of Wyoming reported receiving \$733,475 for dual enrollment courses from school districts. Four community colleges reported paying \$2,891,140 to school districts for concurrent enrollment related expenses. Three community colleges received \$876,965 from BOCES or BOCHES for concurrent enrollment courses. Four community colleges reported receiving \$1,465,273 from BOCES or BOCHES for dual enrollment courses. UW was not able to provide fiscal information related to dual enrollment expenditures as they do not track expenditures by course.

Four community colleges reported concurrent enrollment expenditures of \$2,891,140 and seven community colleges reported total concurrent enrollment revenue of \$4,614,853. Also, seven community colleges reported dual enrollment expenditures of \$9,314,343 and seven community colleges and UW reported total revenue for dual enrollment of \$2,319,887.

**Enrollment and Completion (School Districts)**

<b>Unduplicated Concurrent and Dual Enrollment Headcounts by School District</b>			
<b>District Name</b>	<b>Unduplicated Concurrent Enrollment Headcounts</b>	<b>Unduplicated Dual Enrollment Headcounts</b>	<b>Total District Enrollment**</b>
Albany # 1	22	203	213
Big Horn # 1	29	51	64
Big Horn # 2	61	44	77
Big Horn # 3	55	26	61
Big Horn # 4	13	20	26
Campbell # 1			
Carbon # 1	31	83	100
Carbon # 2	4	28	32
Converse # 1	390		390
Converse # 2	71		71
Crook # 1	110	36	116
Fremont # 1	485	20	491
Fremont # 2		8	8
Fremont # 6	24	28	35
Fremont # 14	10		10
Fremont # 21		3	3
Fremont # 24		49	49
Fremont # 25	252	16	260
Fremont # 38			
Goshen # 1	241	62	258
Hot Springs # 1	30	50	60
Johnson # 1	240	82	256
Laramie # 1	963	163	1033
Laramie # 2	61	42	88
Lincoln # 1	44	32	57
Lincoln # 2	394	7	401
Natrona # 1	1257	366	1506
Niobrara # 1	30	4	32
Park # 1	112	146	173
Park # 6	63	121	148
Park # 16	13	18	19
Platte # 1	119	19	121
Platte # 2	61		61
Sheridan # 1	106	85	129
Sheridan # 2	332	166	406
Sheridan # 3	8	7	8
Sublette # 1	69	53	87
Sublette # 9	2	21	22
Sweetwater # 1	370	10	380
Sweetwater # 2	46	108	117
Teton # 1	558		558

<b>Unduplicated Concurrent and Dual Enrollment Headcounts by School District</b>			
<b>District Name</b>	<b>Unduplicated Concurrent Enrollment Headcounts</b>	<b>Unduplicated Dual Enrollment Headcounts</b>	<b>Total District Enrollment**</b>
Uinta # 1	238		238
Uinta # 4	75		75
Uinta # 6	28	25	41
Washakie # 1	15		15
Washakie # 2		3	3
Weston # 1	198	30	198
Weston # 7	14	8	17
<b>Total</b>	<b>7,244</b>	<b>2,243</b>	<b>8,513</b>
	Reported enrollment but no expenditures/revenue		

\*Total District Enrollment may include students who are enrolled both as Concurrent and Dual and therefore may be duplicated in this total

School districts reported concurrent enrollment of 7,244 students as opposed to the total enrollment by community colleges and UW of 6,323 for concurrent enrollment. The school districts reported 2,243 dual enrollment students as opposed to the community colleges and UW who reported 3,259.

**Intentionally Left Blank**



**Finance (School Districts)**

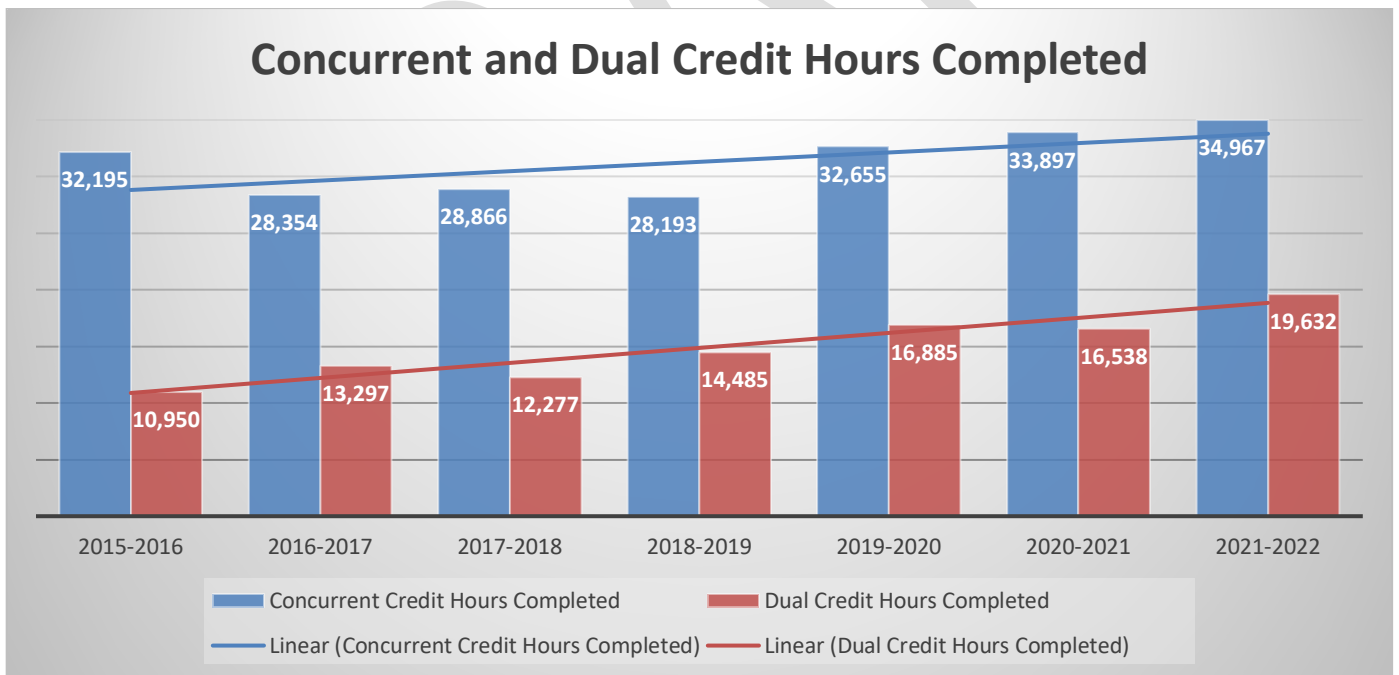
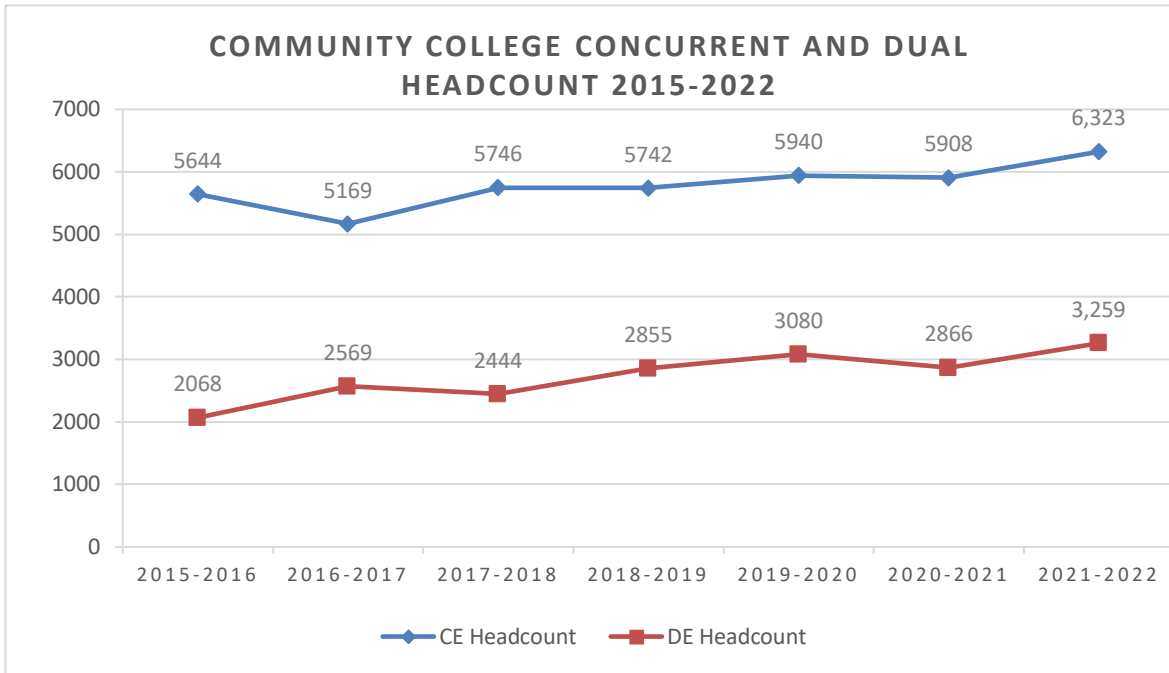
School District Concurrent and Dual Enrollment Revenues and Expenditures						
Academic Year	District Name	Revenue		Expenditures		
		School District Concurrent Enrollment Revenue	School District Dual Enrollment Revenue	Concurrent Enrollment Expenditures (All Categories)	Dual Enrollment Expenditures (All Categories)	
2021-2022	Albany #1					
2021-2022	Big Horn #1	\$29,042		\$27,740		\$19,823
2021-2022	Big Horn #2					
2021-2022	Big Horn #3	\$39,958		\$39,958		
2021-2022	Big Horn #4					
2021-2022	Campbell #1	\$865,222		\$865,222		
2021-2022	Carbon #1	\$18,111		\$17,325		\$31,595
2021-2022	Carbon #2			\$2,520		\$43,161
2021-2022	Converse #1					
2021-2022	Converse #2	\$73,156		\$113,646		\$14,912
2021-2022	Crook #1	\$74,778		\$70,180		\$40,651
2021-2022	Fremont # 1					
2021-2022	Fremont # 2					\$1,227
2021-2022	Fremont # 6					\$3,388
2021-2022	Fremont #14					
2021-2022	Fremont #21					
2021-2022	Fremont #24					\$6,689
2021-2022	Fremont #25					
2021-2022	Fremont #38					
2021-2022	Goshen #1	\$74,360		\$148,531		\$74,226
2021-2022	Hot Springs #1					
2021-2022	Johnson #1					\$4,045
2021-2022	Laramie #1	\$651,822		\$653,082		\$72,457
2021-2022	Laramie #2	\$20,691		\$46,941		\$13,044
2021-2022	Lincoln #1			\$5,670		
2021-2022	Lincoln #2					
2021-2022	Natrona #1					
2021-2022	Niobrara #1	\$11,253		\$8,228		\$1,042
2021-2022	Park # 1			\$500		\$79,417.60
2021-2022	Park # 6	\$33,954		\$33,954		\$41,126
2021-2022	Park #16	\$13,260		\$15,060		\$8,651

School District Concurrent and Dual Enrollment Revenues and Expenditures						
		Revenue		Expenditures		
Academic Year	District Name	School District Concurrent Enrollment Revenue	School District Dual Enrollment Revenue		Concurrent Enrollment Expenditures (All Categories)	Dual Enrollment Expenditures (All Categories)
2021-2022	Platte #1	\$127,747			\$113,813	\$20,433.38
2021-2022	Platte #2	\$15,004			\$15,004	\$1,331
2021-2022	Sheridan #1	\$121,979			\$122,022	\$44,485
2021-2022	Sheridan #2	\$308,621			\$307,021	
2021-2022	Sheridan #3		\$8,723			
2021-2022	Sublette #1					
2021-2022	Sublette #9		\$14,483			\$37,725
2021-2022	Sweetwater #1	\$66,481			\$44,136	\$37,885
2021-2022	Sweetwater #2	\$67,305			\$70,756	\$13,007
2021-2022	Teton #1					
2021-2022	Uinta #1				\$52,815	
2021-2022	Uinta #4	\$75,705	\$5,000		\$89,797	\$20,880
2021-2022	Uinta #6	\$1,316			\$22,018	\$24,048
2021-2022	Washakie #1	\$8,694			\$8,694	\$4,417
2021-2022	Washakie #2					\$4,163
2021-2022	Weston #1	\$79,013			\$16,600	\$29,778
2021-2022	Weston #7	\$2,783			\$2,783	\$11,132
	<b>Total</b>	<b>\$2,780,255</b>	<b>\$28,206</b>		<b>\$2,914,016</b>	<b>\$704,739</b>

\* WDE does not track what type of entity receives payments from school districts. For example, there is no designation for payments made to BOCES, community colleges, or UW, but simply whether the program was dual or concurrent. WDE notes some school districts state community college payments, for the 2021-2022 school year, were not received until July 2022, so that information is not included in this year's report. Also, this report contains some payments that were received July 2021 for the 2010-2021 school year. Therefore, WDE indicates this report may look distorted when comparing revenues to expenditures.

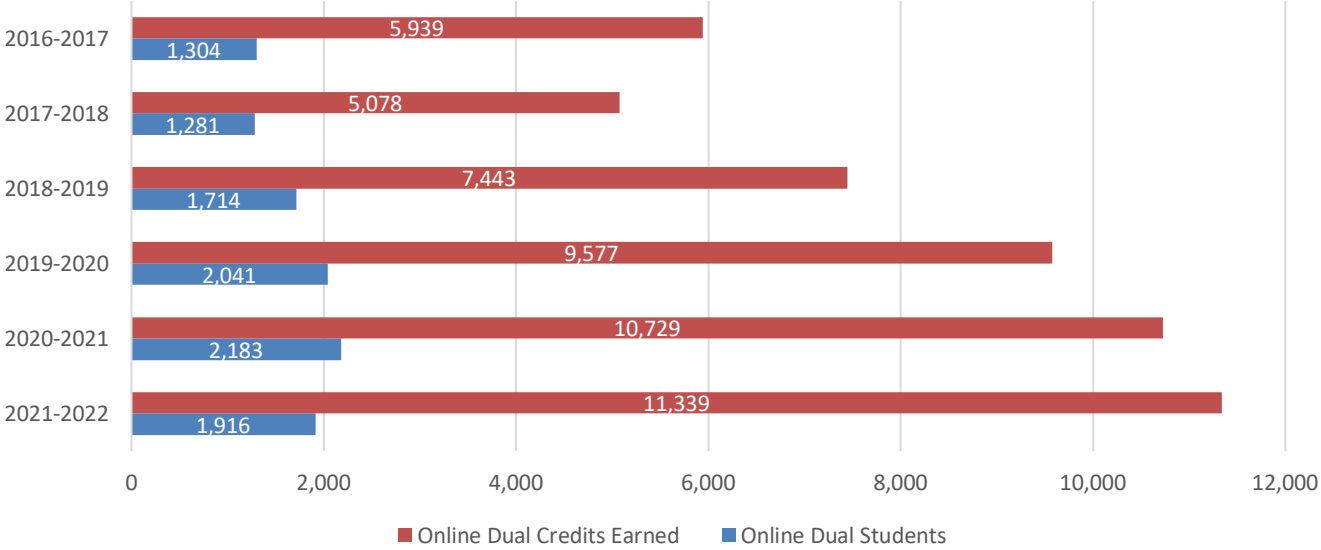
Twenty-three school districts reported concurrent enrollment revenue of \$2,780,255. Twenty-seven school districts also reported paying \$2,914,016 for concurrent enrollment courses taught at their high schools. Twenty-eight school districts reported paying \$704,739 to the seven community colleges/UW to enroll their high school students in dual enrollment courses and three school districts reported dual enrollment revenue of \$28,206. It is worth noting eleven school districts reported enrollment but no revenue or expenditures and reporting timeline limitations are noted in the footnote above.

## History Concurrent/Dual Enrollment



**Intentionally Left Blank**

### Online Dual Enrolled Students and Completed Credit



**Intentionally Left Blank**

DRAFT

*Consistent with years past, there are inconsistencies between the headcount and financial data provided to WDE by the school districts and headcount and financial information provided to the WCCC staff by the seven community colleges and UW. WCCC staff continually attempt to improve data quality, and some improvements have been made. This year showed some positive outcomes:*

- This school year saw a significant increase in concurrent and dual student headcounts to include increased credits earned for concurrent and dual enrollment.*
- This year again, showed significant increases in online dual student credits earned, despite less students participating in online dual enrollment.*

*Continued challenges do remain however:*

- Again this reporting year, it was not possible to provide all reporting entities sufficient time or common protocols to facilitate each reporting entities' own reconciliation. WDE has noted time constraints collecting full academic year data due to reporting timelines for school districts. WDE is unable to provide full academic year data until late August each year. Once data is received from all entities and aggregated by early September, this does not allow time for entities to analyze discrepancies prior to the October 1 legislative deadline. Additionally, WDE reports a common situation for several school districts of revenue being received the year following the expenditure so the amounts may not reconcile. This may have impacted the 11 school districts reporting enrollment but no related revenue or expenditures.*
- The community colleges reported concurrent enrollment headcount of 6,323 while the school districts reported concurrent enrollment headcount of 7,244.*
- The community colleges and UW reported dual enrollment headcount of 3,259 while the school districts reported 2,243 dual enrollment headcount.*
- Two BOCES/BOCHES did not provide data for this report.*
- It should be noted that students who are home schooled and who participate in dual or concurrent courses would not be counted by the school districts which could account for a portion of the differences in counts between the entities.*